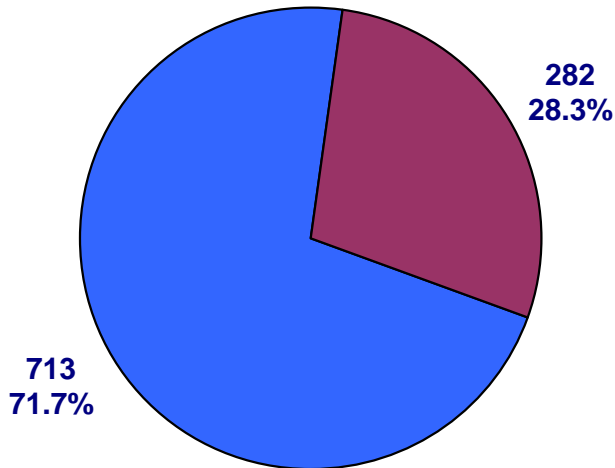


FDIC Contracting Awards

January 1 – December 31, 2013

MWOB PARTICIPATION (DOLLARS IN MILLIONS)

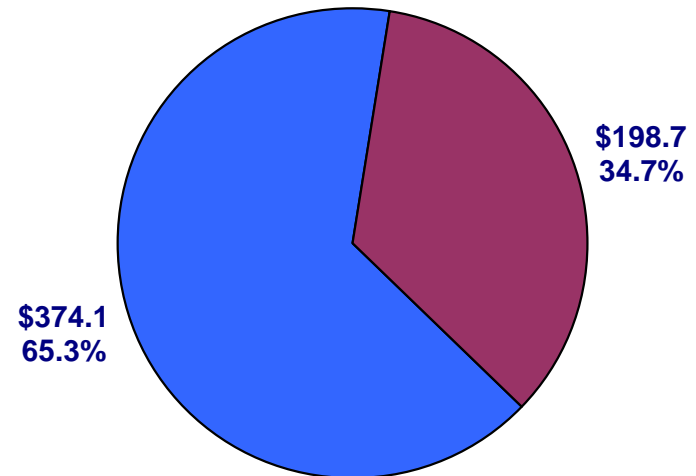
TOTAL ACTIONS – 995



■ NON MWOB ■ MWOB

41 (or 4.2%) of the actions in 2013 were awarded to businesses classified as both minority-owned and women-owned

TOTAL DOLLARS - \$572.8



■ NON MWOB ■ MWOB

\$25.9 (or 4.5%) of the dollars in 2013 were awarded to businesses classified as both minority-owned and women-owned

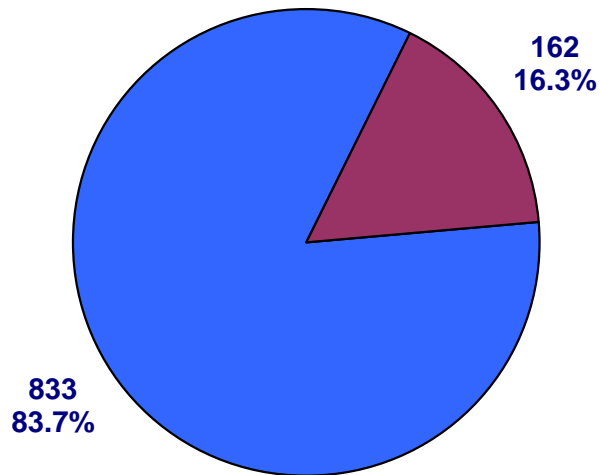
January 8, 2014

FDIC Contracting Awards

January 1 – December 31, 2013

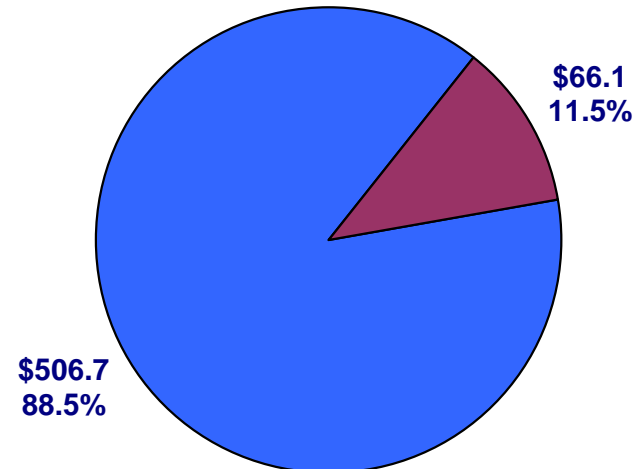
WOMEN OWNED (WO) PARTICIPATION (DOLLARS IN MILLIONS)

TOTAL ACTIONS – 995



■ NON WO ■ WO

TOTAL DOLLARS - \$572.8



■ NON WO ■ WO

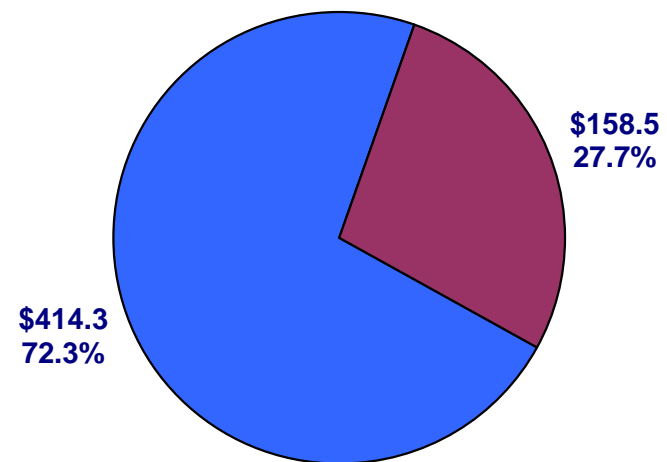
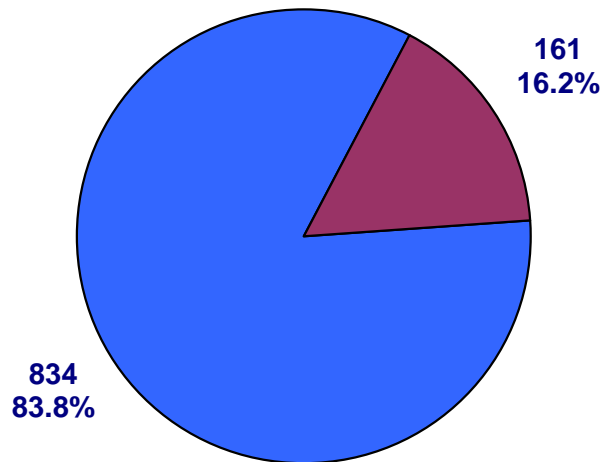
FDIC Contracting Awards

January 1 – December 31, 2013

MINORITY OWNED (MO) PARTICIPATION (DOLLARS IN MILLIONS)

TOTAL ACTIONS – 995

TOTAL DOLLARS - \$572.8



■ NON MO ■ MO

■ NON MO ■ MO

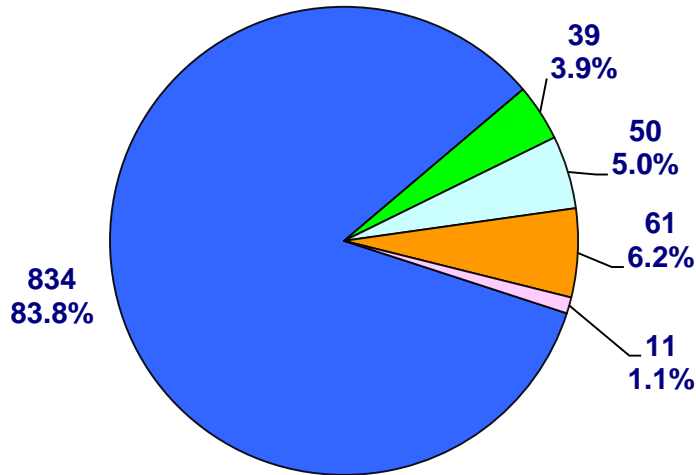
January 8, 2014

FDIC Contracting Awards


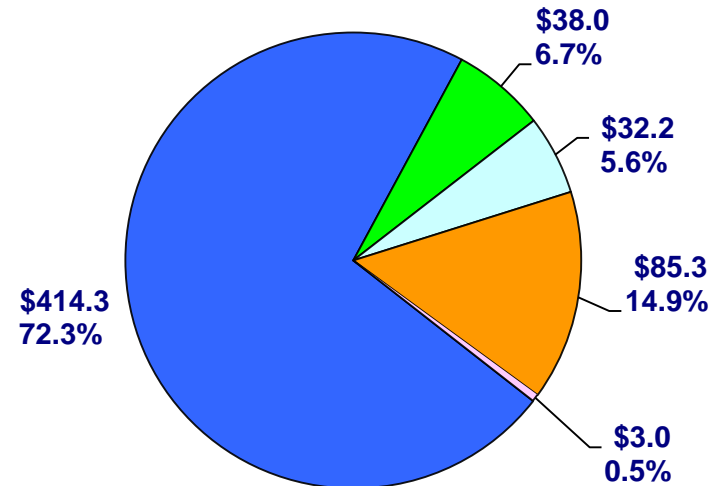
January 1 – December 31, 2013

MINORITY OWNED PARTICIPATION BY ETHNICITY (DOLLARS IN MILLIONS)

TOTAL ACTIONS – 995



TOTAL DOLLARS - \$572.8



January 8, 2014

FDIC Contracting Payments	
Year-to-Date Through December 2013	
Total	\$ 553.7
<i>Total</i>	<i>100.0%</i>
MWOB	\$ 140.6
<i>MWOB</i>	<i>25.4%</i>
Minority Owned (MO)	\$ 102.9
<i>Minority Owned (MO)</i>	<i>18.6%</i>
Women Owned (WO)	\$ 63.7
<i>Women Owned (WO)</i>	<i>11.5%</i>
Overlap (Both MO & WO)	\$ 26.0
<i>Overlap (Both MO & WO)</i>	<i>4.7%</i>
Asian American	\$ 50.3
<i>Asian American</i>	<i>9.1%</i>
Black American	\$ 19.8
<i>Black American</i>	<i>3.6%</i>
Hispanic American	\$ 26.0
<i>Hispanic American</i>	<i>4.7%</i>
Native American	\$ 1.2
<i>Native American</i>	<i>0.2%</i>
Other	\$ 5.7
<i>Other</i>	<i>1.0%</i>
MWOB = MO, or WO, or both MO & WO	
Dollars are in millions	
FDIC Contracting Payments represent the total dollar amount of contract and task order payments made during the stated period.	

MWOB CONTRACTING

2013

Contractor	Description of Services	Number of Awards	Total Dollar Value	Division	MWOB STATUS	Ethnicity
PRESCIENT INC	ORE & Home Owner Assoc. Mngt Services	25	\$40,537,958	DRR	MO	Hispanic American Owned
QUANTUM/G & A JOINT VENTURE	RAC & ORE	29	\$34,456,074	DRR	MO	Hispanic American Owned
PRAGMATICS, INC.	ITAS	5	\$22,428,295	DIT	MO	Asian-Pacific American Owned
MIR, MITCHELL & COMPANY, LLP	RAC & BOS Accounting Services	9	\$11,105,204	DRR	WO	
DATA SOLUTIONS & TECHNOLOGY (DST), INC.	ITAS II	1	\$9,415,853	DIT	MO/WO	Black American Owned
CASCADES TECHNOLOGIES, INC.	ITAS II	1	\$8,894,738	DIT	MO	Hispanic American Owned
IMPRIMS GROUP INC	Payroll	13	\$6,515,000	DRR	WO	
MJRCOR, INC.	Appraisal Management Services	9	\$6,468,000	DRR	MO	Black American Owned
RESTON LIMOUSINE & TRAVEL SERVICE, INC.	Shuttle Bus Service	1	\$6,013,011	DOA	WO	
DIAMOND MECKLEY SERVICES	SRC Plumbing Project	1	\$4,656,000	DOA	MO/WO	Black American Owned
BLACK SWAN CONSULTING LLC	Financial Advisory Services - Complex Securities	1	\$4,000,000	DRR	MO	Asian-Pacific American Owned
CORVUS GROUP, THE	LSA	1	\$3,994,787	DRR	MO	Black American Owned
BAZILIO COBB ASSOCIATES, PC	RAC	4	\$3,253,000	DRR	MO	Black American Owned
DEVA & ASSOCIATES PC	LSA	1	\$2,883,000	DRR	MO	Subcontinent Asian (Asian-Indian) American Owned
WATERMARK INVESTMENT ADVISORS, LLC	Financial Advisory Services & Bidder Qualification Services	2	\$2,320,000	DRR	MO/WO	Asian-Pacific American Owned
PARTNER ASSESSMENT CORPORATION	Environmental Due Diligence/Site Assessment	8	\$2,212,260	DRR	WO	
T CURTIS & COMPANY	Temporary Staffing	9	\$2,021,000	DRR	MO/WO	Black American Owned
CORPORATE OFFICE SOLUTIONS, LLC	IT Hardware	6	\$1,835,248	DIT	MO/WO	Other than one of the preceding
STG INTERNATIONAL, INC.	Legal Desk/ide Coaching and Training	1	\$1,789,736	LEG	MO/WO	Asian-Pacific American Owned
FIRST FINANCIAL NETWORK, INC.	Internet Marketing	5	\$1,782,088	DRR	WO	
FERNCLIFF INVESTMENTS	Valuation Services & Mortgage Servicing Rights	17	\$1,687,000	DRR	WO	
ZERO WASTE SOLUTIONS, INC.	Janitorial Services - SFRO	1	\$1,350,000	DOA	MO/WO	Asian-Pacific American Owned
GARNET CAPITAL ADVISORS, LLC	Financial Advisory Services	13	\$1,270,000	DRR	WO	
EDAC SYSTEMS, INC.	Kodaci2800 Scanners and Accessories	1	\$1,262,191	DIT	WO	
ZIBIZ CORPORATION	IT Software	2	\$1,256,477	DIT	MO	Subcontinent Asian (Asian-Indian) American Owned
UNICORP CUSHMAN WAKEFIELD JV	Valuation Services	10	\$1,068,394	DRR	MO	Black American Owned
RIVERLEAF CONSULTING INC.	SailPoint - Services and Software	1	\$999,050	DIT	WO	
PREFERRED TEMPORARY SERVICES, INC.	Temporary Admin Support Services	1	\$991,960	RMS	WO	
SUPPLYSOURCE, INC	Furniture	4	\$921,403	DOA	MO	Hispanic American Owned
C2 PORTFOLIO INC	Temporary Staffing	3	\$855,000	DRR	WO	
LTI DATACOMM, INC.	Upgrade to Cascade Hardware and Software	2	\$792,187	DIT	WO	
GROVE STREET INVESTMENT, LLC	Financial Advisory Services - Note Structure	10	\$780,000	DRR	MO/WO	Subcontinent Asian (Asian-Indian) American Owned
PIFINITY, INC.	IT Hardware	2	\$758,485	DIT	WO	
CRITICAL START LLC	Bit9 Parity Software	1	\$718,994	DIT	WO	
FOUR LLC	Software and Maintenance	3	\$686,932	DIT	MO/WO	Other than one of the preceding
C2 TECHNOLOGIES INC	DRR Business Improvement Support Services & DINB/BOC Training Instruction	2	\$552,798	DRR	MO/WO	Subcontinent Asian (Asian-Indian) American Owned
CENTRE CONSULTING INC	OM Training Development and Delivery	1	\$539,816	FCU	WO	
CAREER DEVELOPMENT ALLIANCE, LLC	Exit Interviews and Analytical Reports	1	\$490,000	DOA	WO	
BRACE MANAGEMENT GROUP, INC.	Contractor Resource List - Support Services	1	\$432,000	DOA	MO	Black American Owned
JEFFERSON CONSULTING GROUP, LLC	MWOB Study	1	\$400,000	DOA	WO	
YERBA BUENA ENGINEERING & CONSTRUCTION	SFRO Exterior Atrium Lighting	1	\$329,467	DOA	MO	Hispanic American Owned

(Continued on next page)

January 8, 2014

MWOB CONTRACTING

2013

(Continued from previous page)

Contractor	Description of Services	Number of Awards	Total Dollar Value	Division	MWOB STATUS	Ethnicity
POSTERITY GROUP LLC	AvePoint Software	1	\$303,164	DIT	MO	Black American Owned
LONQUIST & CO., LLC	Oil & Gas Consulting and Evaluation Services	2	\$288,050	DRR	WO	
FCN, INC.	IT Hardware and Maintenance	2	\$283,161	DIT	WO	
WORLD WIDE TECHNOLOGY, INC.	Levono Maintenance Renewal	2	\$261,537	DIT	MO	Black American Owned
VASTEC, INC.	Imaging and Indexing	1	\$250,000	DRR	MO	Other than one of the preceding
GRUY, H J & ASSOCIATES INC	Oil & Gas Consulting and Evaluation Services	2	\$238,772	DRR	WO	
FEDERAL MANAGEMENT PARTNERS, INC.	HRB Organizational Study	1	\$220,000	DOA	WO	
FORWARD MOMENTUM LLC	Job Task Analysis for ORE	1	\$204,800	DRR	WO	
SOLUTIONS BY DESIGN II, LLC	Renewal Zix Maintenance	1	\$193,477	DIT	MO/WO	Other than one of the preceding
WORLEY AUCTIONEERS & APPRAISERS, INC.	FFE Auction	4	\$180,700	DRR	WO	
BAT ASSOCIATES, INC.	Environmental Due Diligence/Site Assessment	5	\$153,372	DRR	MO	Asian-Pacific American Owned
DIGITAL MANAGEMENT INC.	Engineering Services - Flexible Mobile Blackberry	1	\$151,500	DIT	MO	Subcontinent Asian (Asian-Indian) American Owned
KNOWLEDGESTART, INC.	Training Development (Diversity)	1	\$146,500	MWI	MO	Asian-Pacific American Owned
ANSWER TITLE AND ESCROW LLC	Title Services	1	\$145,675	DRR	MO/WO	Black American Owned
DEVAL LLC	Title Services	1	\$142,500	DRR	MO/WO	Hispanic American Owned
PRESTON GROUP LLC, THE	SBA Loan Consulting Services	1	\$121,000	DRR	WO	
MILLER'S OF COLUMBIA, INC.	Furniture and Installation	1	\$95,298	DOA	WO	
MANHATTAN STRATEGY GROUP LLC, THE	Assess MoneySmart Effectiveness	1	\$90,432	DCP	MO	Subcontinent Asian (Asian-Indian) American Owned
RGM INCORPORATED	Annual Reports - Design/Layout/Print	1	\$90,233	DOF	MO	Black American Owned
PROFESSIONAL BUSINESS INTERIORS, LLC	Carpeting and Shelving	4	\$73,692	DOA	MO	Asian-Pacific American Owned
PROSIDIAN CONSULTING LLC	Update Small Business Resource Page	1	\$50,000	MWI	MO	Black American Owned
NEW TECH SOLUTIONS, INC.	Encase Software Maintenance Renewal	1	\$50,000	DIT	MO	Subcontinent Asian (Asian-Indian) American Owned
CAROL PHILP INC	Promotional Items	3	\$46,150	MWI	WO	
REED & ASSOCIATES, CPAS, INC.	Financial Audit Services	1	\$42,371	OIG	WO	
NEWTPE, INC	Translation/Transcreation/Interpreter Services	19	\$38,955	DRR	WO	
REGIS & ASSOCIATES PC	Financial Audit Services	1	\$26,825	OER	MO	Black American Owned
JOY PROMOTIONS, INC.	Promotional Items	2	\$26,000	MWI	MO/WO	Black American Owned
UNICOM SYSTEMS INC.	VSAMTUNE MVS Maintenance Renewal	1	\$22,691	DIT	MO	Asian-Pacific American Owned
AXISCORE, LLC	Restock HP Supplies	1	\$18,500	DIT	MO	Black American Owned
IMPACT TRAINING SYSTEMS INC	Mentoring Program Orientation - Facilitator	1	\$16,610	DOA	WO	
TECHNOLOGY SPECIALISTS, INC.	NGS Squirrel Maintenance	1	\$12,475	DIT	MO	Black American Owned
ALLONHILL, LLC	Securitization Oversight Advisory Services	1	\$10,000	DRR	WO	
CURRENT COMMUNICATIONS & ELECTRIC CORP.	Electrical Work - Chicago VTT Room	1	\$3,456	DIT	WO	
LANGUAGE DOCTORS, INC. (THE)	Translation/Transcreation/Interpreter Services	1	\$646	DRR	WO	
M.R. BEAL & COMPANY	Underwriter Services	1	\$0	DRR	MO	Black American Owned
WILLIAMS CAPITAL GROUP, L.P., THE	Underwriter Services	1	\$0	DRR	MO	Black American Owned
CASTLEOAK SECURITIES, L.P.	Underwriter Services	1	\$0	DRR	MO	Black American Owned
78 Contractors		282	\$198,721,948			

January 8, 2014

2013 Through December

MWOB Percentages (Awards and Contractors)

DATA ON NUMBER OF AWARDS AND NUMBER OF CONTRACTORS	2013 Through December
Total Active Awards (As of last date of reporting period)	1,986
Total MWOB Active Awards	591
	29.76%
Total Active Contractors (As of last date of reporting period)	362
MWOB Active Contractors	93
	25.69%
Total Contractors Receiving Awards	274
MWOB Contractors Receiving Awards	78
	28.47%
Total Number of Awards	995
Total Number of MWOB Awards	282
	28.34%

MWOB Dollars by Division

Division	Dollars	Percentage
DRR	\$129,037,548	64.9%
DIT	\$50,348,411	25.3%
DOA	\$14,997,481	7.5%
LEG	\$1,789,736	.9%
FCU	\$1,038,301	.5%
RMS	\$991,960	.5%
MWI	\$268,650	.1%
DCP	\$90,432	.0%
DOF	\$117,058	.0%
OIG	\$42,371	.0%
TOTAL	\$198,721,948	100.0%

January 8, 2014

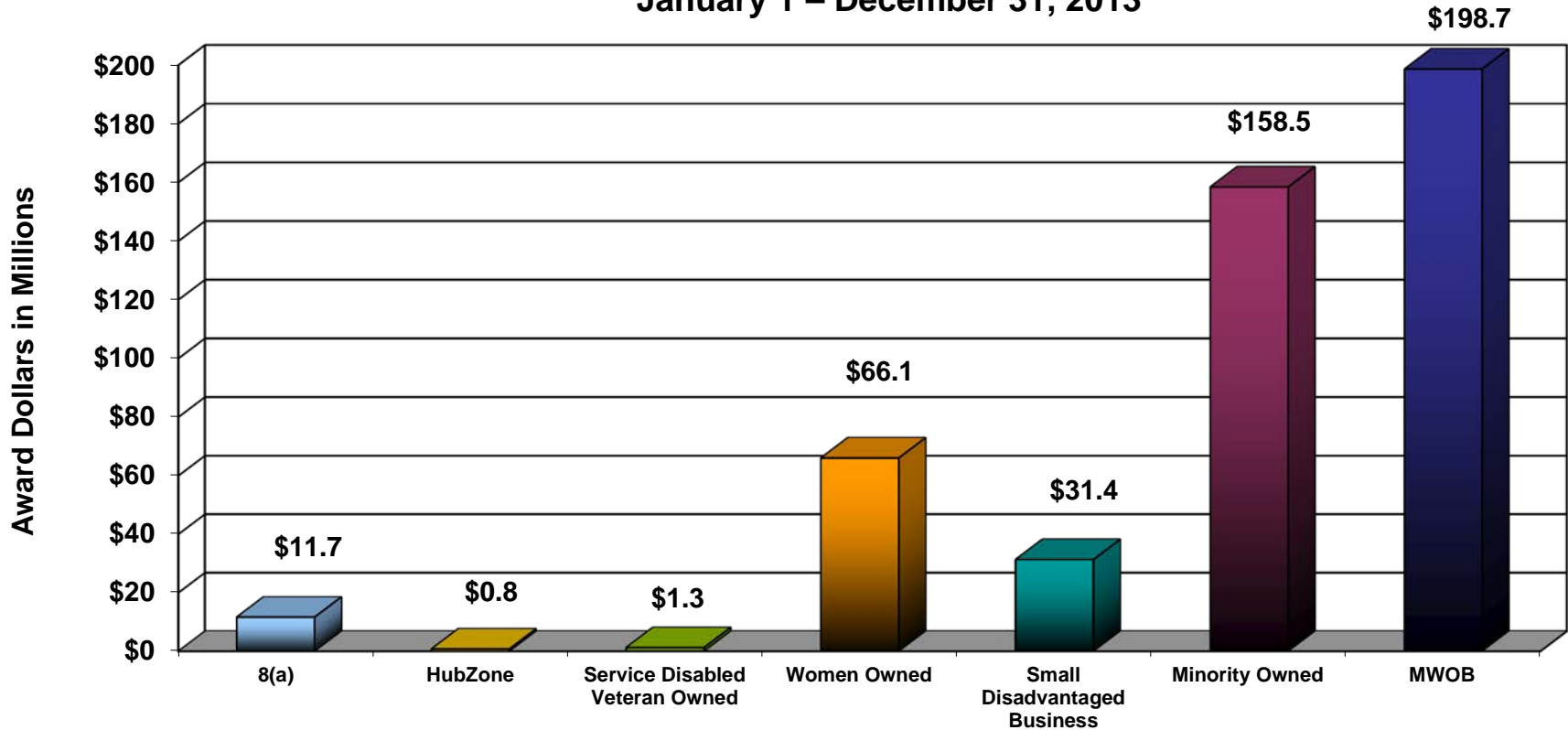
SOLICITATION INFORMATION

2013

Total number of awards (excluding task orders)	250					
Total number of solicitations which resulted in the awards	221					
Total number of solicitations that involved competition	96					
Total number of solicitations that were non-competitive	125					
Total number of GSA Multiple-Award contract solicitations	0					

	Solicited	Percentage of Businesses Solicited	Submitted Proposals	Percentage of Businesses Solicited that Submitted Proposals	Received Awards	Percentage of Businesses Solicited that Received Awards
All Businesses	1,078	-	381	35.3%	250	23.2%
Minority or Women Owned Business (MWOB)	478	44.3%	127	11.8%	65	6.0%
Non MWOB	600	55.7%	254	23.6%	185	17.2%
Women Owned	281	26.1%	69	6.4%	42	3.9%
Minority Owned	325	30.1%	96	8.9%	45	4.2%
Asian-Pacific American Owned	53	4.9%	23	2.1%	17	1.6%
Subcontinent Asian American Owned	28	2.6%	9	0.8%	3	0.3%
Black American Owned	127	11.8%	38	3.5%	14	1.3%
Hispanic American Owned	76	7.1%	11	1.0%	3	0.3%
Native American Owned	18	1.7%	2	0.2%	0	0.0%
Other than one of the preceding	23	2.1%	8	0.7%	5	0.5%
Small Disadvantaged Business (SDB)	145	13.5%	51	4.7%	30	2.8%
Veteran Owned	85	7.9%	15	1.4%	7	0.6%
Service Disabled Veteran Owned Business (SDVOB)	53	4.9%	8	0.7%	2	0.2%

FDIC Total Awards by Socio Economic Categories January 1 – December 31, 2013

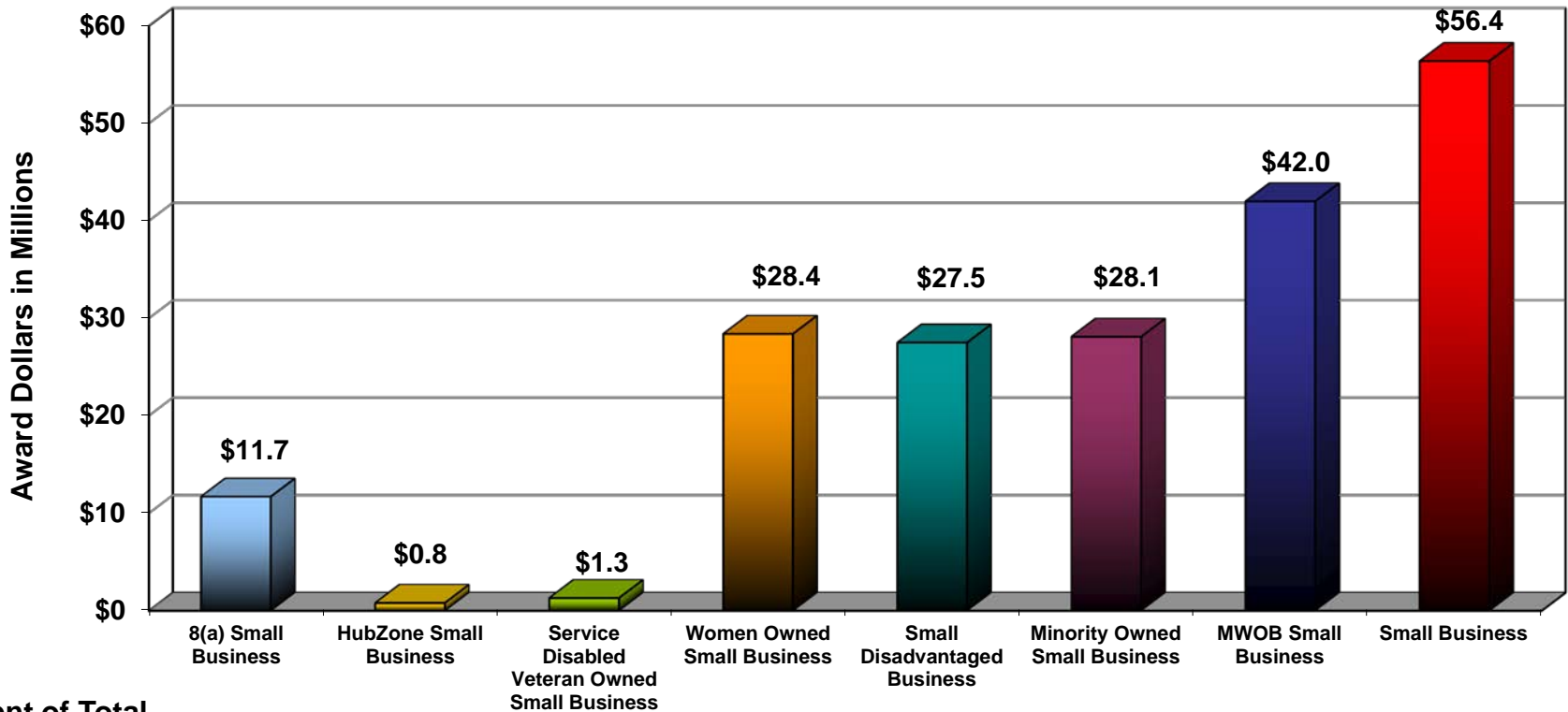


Percent of Total FDIC Awards:	8(a)	HubZone	Service Disabled Veteran Owned	Women Owned	Small Disadvantaged Business	Minority Owned	MWOB
	2.0%	0.1%	0.2%	11.5%	5.5%	27.7%	34.7%

* Other Agencies' Percentage:	8(a)	HubZone	Service Disabled Veteran Owned	Women Owned	Small Disadvantaged Business	Minority Owned	MWOB
	4.6%	2.0%	2.5%	4.0%	6.7%	8.3%	Not Available

* Source is bar chart on home-page of FPDS-NG website for FY 2011 YTD as of 1/6/12

FDIC Small Business Awards by Socio Economic Categories January 1 - December 31, 2013



Percent of Total

FDIC Awards:	2.0%	0.1%	0.2%	5.0%	4.8%	4.9%	7.3%	9.9%
---------------------	-------------	-------------	-------------	-------------	-------------	-------------	-------------	-------------

***Other Agencies' Percentage:**

3.9%	2.0%	3.0%	4.0%	8.0%	N/A	N/A	22.2%
-------------	-------------	-------------	-------------	-------------	------------	------------	--------------

Govt-Wide Goal:

N/A	3.0%	3.0%	5.0%	5.0%	N/A	N/A	23.0%
------------	-------------	-------------	-------------	-------------	------------	------------	--------------

* Source is FY2012 Small Business Goaling Report from FPDS-NG N/A = Not Available

In determining what constitutes a small business, among other things, the definition will vary to reflect industry differences, such as size standards. Small Businesses must meet the size standard established for a contract, which are based on North American Industrial Classification System (NAICS) codes.

January 8, 2014